

# Project System (PS)



MYSAP.ROLES\_S\_PS

**Release 4.6C**



## Copyright

© Copyright 2001 SAP AG. All rights reserved.

No part of this publication may be reproduced or transmitted in any form or for any purpose without the express permission of SAP AG. The information contained herein may be changed without prior notice.

Some software products marketed by SAP AG and its distributors contain proprietary software components of other software vendors.

Microsoft<sup>®</sup>, WINDOWS<sup>®</sup>, NT<sup>®</sup>, EXCEL<sup>®</sup>, Word<sup>®</sup>, PowerPoint<sup>®</sup> and SQL Server<sup>®</sup> are registered trademarks of Microsoft Corporation.

IBM<sup>®</sup>, DB2<sup>®</sup>, OS/2<sup>®</sup>, DB2/6000<sup>®</sup>, Parallel Sysplex<sup>®</sup>, MVS/ESA<sup>®</sup>, RS/6000<sup>®</sup>, AIX<sup>®</sup>, S/390<sup>®</sup>, AS/400<sup>®</sup>, OS/390<sup>®</sup>, and OS/400<sup>®</sup> are registered trademarks of IBM Corporation.

ORACLE<sup>®</sup> is a registered trademark of ORACLE Corporation.

INFORMIX<sup>®</sup>-OnLine for SAP and Informix<sup>®</sup> Dynamic Server<sup>™</sup> are registered trademarks of Informix Software Incorporated.

UNIX<sup>®</sup>, X/Open<sup>®</sup>, OSF/1<sup>®</sup>, and Motif<sup>®</sup> are registered trademarks of the Open Group.







HTML, DHTML, XML, XHTML are trademarks or registered trademarks of W3C<sup>®</sup>, World Wide Web Consortium, Massachusetts Institute of Technology.

JAVA<sup>®</sup> is a registered trademark of Sun Microsystems, Inc.

JAVASCRIPT<sup>®</sup> is a registered trademark of Sun Microsystems, Inc., used under license for technology invented and implemented by Netscape.

SAP, SAP Logo, R/2, RIVA, R/3, ABAP, SAP ArchiveLink, SAP Business Workflow, WebFlow, SAP EarlyWatch, BAPI, SAPPHIRE, Management Cockpit, mySAP.com Logo and mySAP.com are trademarks or registered trademarks of SAP AG in Germany and in several other countries all over the world. All other products mentioned are trademarks or registered trademarks of their respective companies.

## Icons

Icon	Meaning
	Caution
	Example
	Note
	Recommendation
	Syntax
	Tip

## Contents

<b>Project System (PS)</b> .....	<b>6</b>
Worklist for Project Period-End Closing .....	7
Archiving .....	8
Requirements Grouping.....	9
Claim Management .....	10
Collaboration.....	11
Executing Controlling Reports.....	12
Displaying Documents .....	13
Maintaining and Displaying Documents .....	14
Line Item Reports .....	15
Reports on Revenues and Earnings.....	16
Progress Determination .....	17
Overall CO Planning for Projects.....	18
Progress Information System.....	19
Materials Information System.....	20
Structure Information System .....	21
Information System Tools.....	22
Actual Payments in Projects .....	23
Project Year-End Closing.....	24
Cost Reports .....	25
Mass Changes.....	27
Materials in Projects.....	28
Displaying Materials in Projects .....	29
Project Funds Commitments.....	30
Project Period-End Closing: Individual Processing .....	31
Period-End Closing: Collective Processing.....	32
Project Periodic CO Planning.....	33
Evaluating Human Resources .....	34
Planning Human Resources .....	35
Planned Payments.....	36
Project Budgeting .....	37
Maintaining and Displaying Project Structures.....	38
Display Project Structures.....	39
PS Input: Line Manager Generic Role .....	40
Confirmations .....	41
Maintaining Work Center Master Data.....	42
Displaying Work Center Master Data.....	43
Displaying Standard Structures .....	44
Maintaining Standard Structures .....	45
Maintaining Dates in Projects.....	47
Displaying Dates in Projects .....	48

**Monitoring Dates for Materials ..... 49**  
**Actual Transfer Prices..... 50**  
**Planned Transfer Prices..... 51**  
**Summarized Cost Reports..... 52**  
**Calculating the Sales Price..... 53**  
**Allocation Templates..... 54**  
**Payment Reports ..... 55**  
**Payment Transfer for Project Period-End Closing..... 56**

## Project System (PS)

The documentation which follows describes the single roles in the Project System (PS) application component.

## Worklist for Project Period-End Closing

Technical name: SAP\_PS\_PEREND\_PROJ\_WLM

### Tasks

You can use the transaction for this role to generate the worklist for the period and fiscal year to be processed as part of period-end closing.

### Activities in the Project System

Transaction	Function
WLMPS	Worklist Monitor

---

**Archiving****Archiving**

Technical Name: <SAP\_PS\_ARCHIVING>

**Tasks**

You use the transactions for these roles to maintain data for archiving.

**Activities in the Project System**

<b>Transaction</b>	<b>Function</b>
KOAA	Archiving: Settlement Documents
FMRE_ARCH	Archiving: Funds Commitments
CN80	Archiving: Project Structures
KBEA	Transfer Price Agreement/Allocation: Set Deletion Indicator
KBEB	Transfer Price Agreement/Allocation: Generate Archive
KBEC	Transfer Price Agreement/Allocation: Manage Archive
CN99	Archiving Standard Networks



## Requirements Grouping

Technical name: SAP\_PS\_GROUPING

### Tasks

You can use the transactions for this role to group requirements for WBS elements within a project or across projects for planning purposes.

### Activities in the Project System

Transaction	Function
GRM4	Requirements Grouping: Assign WBS Elements Individually
GRM3	Requirements Grouping: Assign WBS Elements Using List
GRM1	Requirements Grouping: Display Assigned WBS Elements
GRM5	Requirements Grouping: Assign Planning Groups
GRM2	Requirements Grouping: Display Assigned Planning Groups
GRM7	Requirements Grouping: Display Assigned Planning WBS Elements

---

**Claim Management**

## Claim Management

Technical name: SAP\_PS\_CLAIM

### Tasks

You can use the transactions for this role to create and edit notifications of type "Claim" and to obtain an overview of existing claims.

### Activities in the Project System

Transaction	Function
CLM1	Create Claim
CLM2	Change Claim
CLM3	Display Claim
CLM10	Claim Overview
CLM11	Claim Hierarchy

## Collaboration

Technical name: SAP\_PS\_CEP

### Tasks

You can use the transactions for this role to depict business process between your business and external business partners (producers, sub-suppliers) based on the Internet.

The aim is efficient information and knowledge transfer between a person responsible for a project in your business and external partners, within the framework of a joint project. With the help of Collaborative Engineering and Project Management you can make project structures, product structures, and documents from the R/3 System that are relevant to the joint project available over the Internet to selected participants. The change objects or comments are sent back to you for you to check and return to the R/3 System.

### Activities in the Project System

Transaction	Function
CMWO	CEP: Configuration Management
CEP_R3_MON	CEP: Monitoring
CEO1	CEP: Display Folder
CEO2	CEP: Transfer Folder
CEO3	CEP: Check Folder

---

**Executing Controlling Reports**

## Executing Controlling Reports

Technical name: SAP\_PS\_EXECUTE\_CO\_REPORTS

### Task

You can use the transactions for this role to execute hierarchy reports and cost element reports.

### Activities in the Project System

Transaction	Function
CJE0	Execute Report: Hierarchy Report
CJEB	Execute Report: Hierarchy Report in Background
GR55	Execute Report: Cost Element Report

## Displaying Documents

### Tasks

You can use the transactions for this role to display texts and documents for a project and its objects.

### Activities in the Project System

Transaction	Function
CN05	Display Project Texts
CV03N	Document Management: Display Documents

### Integration

**See also:**

[Maintaining and Displaying Documents \[Page 14\]](#)

---

**Maintaining and Displaying Documents**

## Maintaining and Displaying Documents

Technical name: <SAP\_PS\_DOCUMENTS>

### Tasks

You can use the transactions for this role to maintain and display texts and documents for a project and its objects, and to conduct targeted document searches using a search engine.

### Activities in the Project System

Transaction	Function
CN04	Edit Project Texts
CN05	Display Project Texts
CV01N	Document Management: Create Documents
CV02N	Document Management: Change Documents
CV03N	Document Management: Display Documents
CV04N	Document Management: Find Documents

### Integration

**See also:**

[Displaying Documents \[Page 13\]](#)

## Line Item Reports

Technical name: SAP\_PS\_REP\_LINE\_ITEM

### Tasks

You can use the transactions for this role to display line item reports.

### Activities in the Project System

Transaction	Function
CJI3	Actual Costs/Revenues
CJI5	Commitments
CJI4	Planned Costs/Revenues
CJIB	Budget
CJIA	Actual Payments/Payment Commitments
CJI9	Hierarchical Cost/Revenue Planning
CJIC	Display Project Settlement Line Items
CJID	Display Project Settlement Line Items

### Integration

See also:

[Executing Controlling Reports \[Page 12\]](#)

---

**Reports on Revenues and Earnings**

## Reports on Revenues and Earnings

Technical name: SAP\_PS\_REP\_REVENUES

### Tasks

You can use the transactions for this role to display reports on revenues and earnings.

### Activities in the Project System

Transaction	Function
S_ALR_87013562	Annual Overview
S_ALR_87013563	Structure
S_ALR_87013564	Plan/Actual/Variance
S_ALR_87013566	Actual Contribution Margin
S_ALR_87013567	Quotation/Order/Plan/Actual
S_ALR_87013568	Project Result
S_ALR_87013569	Incoming Orders/Orders on Hand
S_ALR_87013570	Actual/Plan/Absolute Variance/% Variance %
S_ALR_87013571	Actual - Plan- Comparison per Period
S_ALR_87013572	Project Result



## Progress Determination

Technical name: SAP\_PS\_PROGRESS

### Tasks

You can use the transactions for this role to determine the progress values for your project(s).

### Activities in the Project System

Transaction	Function
CNE1	Progress Determination: Individual Processing
CNE2	Progress Determination: Collective Processing

---

**Overall CO Planning for Projects**

## Overall CO Planning for Projects

Technical name: SAP\_PS\_OVERALL\_CO\_PLAN\_PROJ

### Tasks

You can use the transactions for this role to manually plan costs and revenues in the work breakdown structure. You can have the system calculate plan values in the network, or you can copy existing planning and use that as a template for fresh planning.

### Activities in the Project System

Transaction	Function
CJ40	Change Overall Costs in the WBS
CJ41	Display Overall Costs in the WBS
CJ42	Change Revenues in the WBS
CJ43	Display Revenues in the WBS
CJ9K	Network Costing
CJ9FS	Copy Planning

## Progress Information System

Technical name: SAP\_PS\_REP\_PROGRESS

### Tasks

You can use the transactions for this role to display progress analysis reports.

### Activities in the Project System

Transaction	Function
CNE5	Progress Analysis: Structure Overview
S_ALR_87015124	Progress Analysis: Project Hierarchy
S_ALR_87015124	Progress Analysis: Detail
CNMT	Milestone Trend Analysis

### Integration

See also:

[Progress Determination \[Page 17\]](#)

## Materials Information System

## Materials Information System

Technical name: SAP\_PS\_REP\_MATERIAL

### Tasks

You can use the transactions for this role to display reports about materials

### Activities in the Project System

Transaction	Function
S_ALR_87015076	Material Components
MD04	Requirements/Inventory
CO24	Missing Parts
MD09	Pegged Requirements
MD4C	Order Report
MB25	Reservations
S_ALR_870156067	Planned Orders
ME3K	Outline Agreements
MBBS	Valuated Project Stock
ME5J	Purchase Requisitions for Project
ME5K	Purchase Requisitions for Account Assignment
ME2J	Purchasing Documents for Project
ME2K	Purchase Orders for Account Assignment

## Structure Information System

Technical name: SAP\_PS\_REP\_STRUCT

### Tasks

You can use the transactions in this role to evaluate your project structure flexibly, per various criteria.

### Activities in the Project System

Transaction	Function
CN41	Structure Overview
S_ALR_87015065	Individual Overview: Project Definition
S_ALR_87015066	Individual Overview: WBS Elements
S_ALR_87015069	Individual Overview: Networks
S_ALR_87015070	Individual Overview: Activities
S_ALR_87015068	Individual Overview: Orders
S_ALR_87015077	Individual Overview: Sales Documents
S_ALR_87015078	Individual Overview: Sales Document Items
S_ALR_87015072	Individual Overview: Relationships
S_ALR_87015073	Individual Overview: Milestones
CF16	On Materials
CF17	On Document
CF15	On PRT Master
CF18	On Equipment
CN60	On Project/Network

## Information System Tools

## Information System Tools

Technical name: SAP\_PS\_REP\_TOOLS

### Tasks

You can use the transactions for this role to create and edit report forms in the Report Painter, and execute inheritance runs, to draw data from the system for, among other things, the Executive Information System (EIS).

### Activities in the Project System

Transaction	Function
CJE4	Hierarchy Reports: Create Form
CJE5	Hierarchy Reports: Change Form
CJE6	Hierarchy Reports: Display Form
CJE1	Hierarchy Reports: Create
CJE2	Hierarchy Reports: Change
CJE3	Hierarchy Reports: Display
CJE0	Hierarchy Reports: Execute
GRR1	Cost Element Reports: Create Report Painter Report
GRR2	Cost Element Reports: Change Report Painter Report
GRR3	Cost Element Reports: Display Report Painter Report
GRR4	Cost Element Reports: Delete Report Painter Report
CJH1	Summarization: Inheritance
CJH2	Summarization: Inheritance Evaluation
KKRC	Summarization: Summarization
KKR0	Summarization: Hierarchy
CJSA	Data Transfer to EIS

## Actual Payments in Projects

Technical name: SAP\_PS\_PAYMENTS\_PLAN

### Tasks

You can use the transactions for this role to transfer actual payments and display the transfers.

### Activities in the Project System

Transaction	Function
FMWA	Create Funds Transfer
FMWC	Display Funds Transfer

---

**Project Year-End Closing**

## Project Year-End Closing

Technical name: SAP\_PS\_PROJ\_YEAREND

### Tasks

You can use the transactions for this role as part of the fiscal year-end closing to carry forward commitment values that are still open into the first period of the next fiscal year, and to carry forward unused project budgets to that fiscal year.

### Activities in the Project System

Transaction	Function
CJCF	Carry Forward Commitment
CJCO	Carry Forward Budget



## Cost Reports

Technical name: SAP\_PS\_REP\_COSTS

### Tasks

You can use the transactions for this role to display all cost reports.

### Activities in the Project System

Transaction	Function
S_ALR_87013532	Plan/Actual/Variance
S_ALR_87013533	Plan/Actual/Commitment/Remaining Plan/Assigned
S_ALR_87013538	Project Version Comparison: Actual/Plan
S_ALR_87100185	Actual Costs per Month, Current Fiscal Year
S_ALR_87100188	Actual Costs: Aggregated
S_ALR_87100189	Actual/Planned Time Series
S_ALR_87100190	Actual/Plan/Variance per Project and Person Responsible
S_ALR_87013540	Forecast
S_ALR_87013541	Project Interest: Plan/Actual
S_ALR_87013542	Actual/Commitment/Total/Plan in Controlling Area Currency
S_ALR_87013543	Actual/Plan/Absolute Variance/% Variance %
S_ALR_87013544	Actual - Plan- Comparison per Period
S_ALR_87013545	Actual: Period Comparison
S_ALR_87013546	Commitments: Period Comparison
S_ALR_87013547	Plan: Period Comparison
S_ALR_87013548	Statistical Key Figures/Periods
S_ALR_87013549	Actual - Plan- Comparison, with Partner
S_ALR_87013555	Project Result
S_ALR_87013556	Funds Overview
S_ALR_87013558	Plan/Actual/Commitment/Remaining Plan/Assigned

### Integration

See also:

[Executing Controlling Reports \[Page 12\]](#)

[Line Item Reports \[Page 15\]](#)

Cost Reports

## Mass Changes

Technical name: SAP\_PS\_MASS\_CHANGE

### Tasks

You can use the transactions for this role to execute mass changes for projects and evaluate them in the log.

### Activities in the Project System

Transaction	Function
CNMASS	Execute Mass Changes
CNMASSPROT	Mass Changes: Log

**Materials in Projects**

## Materials in Projects

Technical name: SAP\_PS\_MATERIAL

### Tasks

You can use the transactions for this role to plan and monitor project material requirements and costs, and to regulate and schedule the flow of materials.

### Activities in the Project System

Transaction	Function
MM01	Create Material
MM02	Change Material
MM03	Display Material
CN33	BOM Transfer
MD51	Project Material Requirements Planning
MD50	Sales Order Material Requirements Planning
MD4C	Order Report
CO46	Order Progress Report
CO24	Backlog Processing: Missing Parts Information System
CO06	Backlog Processing: Materials
V_RA	Backlog Processing: Sales Orders
MDUP	Sales Order/Material Assignment: Edit
MDUS	Sales Order/Material Assignment: Display
CNL1	Create Delivery Information
CNL2	Change Delivery Information
CNL3	Display Delivery Information
CNSO	Delivery from Project

## Displaying Materials in Projects

Technical name: SAP\_PS\_MATERIAL\_DISPL

### Tasks

You can use the transactions for this role to display project material requirements and costs.

### Activities in the Project System

Transaction	Function
MM03	Display Material Master Data
MD4C	Order Report
CO46	Order Progress Report
S_ALR_87015076	Material Components

---

**Project Funds Commitments**

## Project Funds Commitments

Technical name: SAP\_PS\_FUNDS\_COMMITMENT

### Tasks

You can use the transactions for this role to enter expected costs or revenues, even at an early stage when you do not know which transaction (purchase order, material reservation, and so on) will actually cause them. This enables you to reserve portions of the budget early.

### Activities in the Project System

Transaction	Function
FMZ1	Create Funds Commitment
FMZ2	Change Funds Commitment
FMZ3	Display Funds Commitment
FMZ6	Reduce Funds Commitment

## Project Period-End Closing: Individual Processing

Technical name: SAP\_PS\_PEREND\_PROJ\_IND

### Tasks

You can use the transactions for this role as part of period-end closing to carry out period-related commercial transactions for each project individually. You thus ensure that, on the one hand, all the data belonging to a project can be determined and, on the other, that the data is available to your company's management.

### Activities in the Project System

Transaction	Function
CJB2	Settlement Rule: Individual Processing
PSW5	Periodic Repostings
CPTK	Template Allocation: Individual Processing
CJN1	Revaluation at Actual Prices: Individual Processing
CJ08	Overhead: Individual Commitment Processing
CJ44	Actual Overhead Calculation: Individual Processing
CJZ2	Interest Calculation: Individual Processing
CJ9L	Cost Forecast: Individual Processing
CJA2	Incoming Orders: Individual Processing
CJ88	Settlement: Individual Processing
CJIC	Settlement: Investment Project Line Items
KKA0P	Change Cutoff Period for Planned Results Analysis
KKA2	Execute Results Analysis: Individual Processing
KKA2P	Execute Planned Results Analysis: Individual Processing

### Integration

**See also:**

[Period-End Closing: Collective Processing \[Page 32\]](#)

**Period-End Closing: Collective Processing****Period-End Closing: Collective Processing**

Technical name: SAP\_PS\_PEREND\_PROJ\_COLL

**Tasks**

You can use the transactions for this role as part of period-end closing to carry out period-related commercial transactions for several projects simultaneously. You thus ensure that, on the one hand, all the data belonging to a project can be determined and, on the other, that the data is available to your company's management.

**Activities in the Project System**

Transaction	Function
CJB1	Settlement Rule: Collective Processing
PSW5	Periodic Reposting
CPTL	Template Allocation: Collective Processing
CJN2	Revaluation at Actual Prices: Collective Processing
CJ09	Commitment Overhead Calculation: Collective Processing
CJ45	Actual Overhead Calculation: Collective Processing
CJZ1	Interest Calculation: Collective Processing
CJ9M	Cost Forecast: Collective Processing
CJC1	Results Analysis: Check Status Validity Date
CJA1	Incoming Orders: Collective Processing
CJ8G	Settlement: Collective Processing
KKAJ	Execute Results Analysis: Collective Processing
KKAJP	Execute Results Analysis: Collective Processing

**Integration**

**See also:**

[Project Period-End Closing: Individual Processing \[Page 31\]](#)



## Project Periodic CO Planning

Technical name: SAP\_PS\_PER\_CO\_PLAN\_PROJ

### Tasks

You can use these transactions to determine all the plan data to be taken into account for a period, and to compile project plan data for enterprise controlling purposes.

### Activities in the Project System

Transaction	Function
KP04	Set Planner Profile
CJR2	Change Costs/Activity Inputs
CJR3	Display Costs/Activity Inputs
KSWB	Periodic Reposting
CJ9BS	Copy Project Planning
CJ9CS	Projects: Copy Actual to Plan
CPUL	Template Allocation: Collective Processing
CJ47	Overhead: Collective Processing
CJZ5	Interest Calculation: Collective Processing
CJC2	Results Analysis: Plan Status Changes
CJ9G	Settlement: Collective Processing
CJS2	Change Statistical Key Figures (WBS Element)
CJS3	Display Statistical Key Figures (WBS Element)
CJK2	Change Statistical Key Figures (Network)
CJK3	Display Statistical Key Figures (Network)

---

**Evaluating Human Resources**

## Evaluating Human Resources

Technical name: SAP\_PS\_PERS\_RES\_EVAL

### Tasks

You can use the transaction for this role to evaluate human resources.

### Activities in the Project System

Transaction	Function
CMP9	Workforce Planning - Reporting

## Planning Human Resources

Technical name: SAP\_PS\_PERS\_RES\_PLAN

### Tasks

You can use the transactions for this role to display reports on human resources, in a project view and a work center view.

### Activities in the Project System

Transaction	Function
CMP2	Workforce Planning: Selection Project View
CMP3	Workforce Planning: Work Center View

---

**Planned Payments**

## Planned Payments

Technical name: SAP\_PS\_PAYMENTS\_PLAN

### Tasks

You can use the transactions for this role to plan revenues and expenditures in one or more WBS elements, and to display the planned payments.

### Activities in the Project System

Transaction	Function
CJ48	Payments in the WBS: Change
CJ49	Payments in WBS: Display

## Project Budgeting

Technical name: SAP\_PS\_BUDGET\_PROJ

### Tasks

You can use the transactions for this role to execute budgeting and availability control for your project.

#### Activities in the Project System

Transaction	Function
CJ30	Create Original Budget
CJ31	Display Original Budget
CJ37	Budget Supplement: Within Project
CJ36	Budget Supplement: To Project
CJ38	Budget Return: Within Project
CJ35	Budget Return: From Project
CJ32	Change Budget Release
CJ33	Display Budget Release
CJ3a	Change Budget Document
CJ3b	Display Budget Document
CJBV	Budget: Activate Availability Control
CJBW	Budget: Deactivate Availability Control
OPSX	Budget: Reset "Budgeted" Status
CJ34	Budget Transfer

---

**Maintaining and Displaying Project Structures**

## Maintaining and Displaying Project Structures

Technical name: SAP\_PS\_STRUCT

### Tasks

You use the transactions for this role to maintain the structures for your project. A clear project structure is the foundation of successful project planning, monitoring, and control.

### Activities in the Project System

Transaction	Function
CJ20N	Project Builder
CJ27	Project Planning Board: Create Project
CJ2B	Project Planning Board: Change Project
CJ2C	Project Planning Board: Display Project
CJ2D	Structure Planning: Create Project
CJ20	Structure Planning: Change Project
CJ2A	Structure Planning: Display Project
CJV1	Create Simulation
CJV2	Change Simulation
CJV3	Display Simulation
CJV5	Delete Simulation
CJV7	Simulation: Logs
CN60	Change Documents: On Project/Network
CJ01	Work Breakdown Structure: Create
CJ02	Work Breakdown Structure: Change
CJ03	Work Breakdown Structure: Display
CN21	Network: Create
CN22	Network: Change
CN23	Network: Display

## Display Project Structures

Technical name: SAP\_PS\_STRUCT\_DISPL

### Tasks

You can use the transactions for this role to display the structures of your project. A clear project structure is the foundation of successful project planning, monitoring, and control.

### Activities in the Project System

Transaction	Function
CJ20N	Project Builder
CJ2C	Project Planning Board: Display Project
CJ2A	Structure Planning: Display Project
CJV3	Display Simulation
CJ03	Display Work Breakdown Structure
CN23	Display Network
CJ13	Display WBS Element
KJH3	Display WBS Element Group

---

**PS Input: Line Manager Generic Role****PS Input: Line Manager Generic Role**

Technical name: SAP\_PS\_LINE\_MANAGER

**Tasks**

&lt;required&gt;

**Activities in the Project System**

<b>Transaction</b>	<b>Function</b>
CNR3	Work Center: Display Master Record
CR13	Work Center: Display Capacity
CMP3	Workforce Planning: Work Center View
CMP9	Workforce Planning - Reporting
CM01	Capacity Evaluation, Work Center View



## Confirmations

Technical name: SAP\_PS\_CONFIRM

### Tasks

Here, you can enter and process confirmations for activities and activity elements.

#### Activities in the Project System

Transaction	Function
CN25	Create Network Confirmation (Individual Processing)
CN28	Display Network Confirmation (Individual Processing)
CN29	Cancel Network Confirmation (Individual Processing)
CN27	Collective Confirmation Processing
CAT2	Timesheet: Enter Times
CAT3	Timesheet: Display Times

---

**Maintaining Work Center Master Data**

## Maintaining Work Center Master Data

Technical name: SAP\_PS\_BASIC\_WRKPL

### Tasks

You use the transactions for these roles to maintain the master data for work centers.

### Activities in the Project System

Transaction	Function
CNR1	Work Center: Create Master Record
CNR2	Work Center: Change Master Record
CR11	Work Center: Create Capacity
CR12	Work Center: Change Capacity
CR21	Work Center: Create Hierarchy
CR22	Work Center: Change Hierarchy

## Displaying Work Center Master Data

Technical name: SAP\_PS\_BASIC\_WRKPL\_DISPL

### Tasks

You can use the transactions for this role to display the work center master data.

### Activities in the Project System

Transaction	Function
CNR3	Work Center: Display Master Record
CR13	Work Center: Display Capacity
CR23	Work Center: Display Hierarchy
CR05	Evaluation - Work Center List
CR06	Evaluation - Cost Center Assignment
CR07	Evaluation - Work Center Capacity
CR08	Evaluation - Work Center Hierarchy
CR10	Evaluation - Change Documents
CA83	Where-Used - Work Center
CR15	Where-Used - Capacity
OP4A	Available Capacity - Shift Program
OP03	Available Capacity - Factory Calendar

---

**Displaying Standard Structures**

## Displaying Standard Structures

Technical name: SAP\_PS\_STD\_STRUCT\_DISPL

### Tasks

You can use the transactions for this role to display the standard structures of your project.

### Activities in the Project System

Transaction	Function
CJ93	Display Standard WBS
CN03	Display Standard Network
CN13	Display Standard Milestones

### Integration

**See also:**

[Maintaining and Displaying Project Structures \[Page 38\]](#)

## Maintaining Standard Structures

Technical name: SAP\_PS\_STD\_STRUCT

### Tasks

You use the transactions for these roles to maintain the standard structures for your project.

### Activities in the Project System

Transaction	Function
CJ91	Standard WBS: Create
CJ92	Standard WBS: Change
CJ93	Standard WBS: Display
CN01	Standard Network: Create
CN02	Standard Network: Change
CN03	Display Standard Network
CN98	Delete Standard Network
CU41	Standard Network Configuration Profile: Create
CU42	Standard Network Configuration Profile: Change
CU43	Standard Network Configuration Profile: Create
CA88	Replace Work Center
CA78	Replace PRT
CN11	Standard Milestone: Create
CN12	Standard Milestone: Change
CN13	Standard Milestone: Display
CN08	Network Parameters from Sales Order: Edit
CN09	Network Parameters from Sales Order: Display
CA83	Where-Used Lists: Standard Networks for Work Center
CA73	Where-Used Lists: Standard Networks for PRT
CJCS	Change Documents: For Standard WBS
CN61	Change Documents: For Standard Network

### Integration

**See also:**

[Displaying Standard Structures \[Page 44\]](#)

**Maintaining Standard Structures**

[Maintaining and Displaying Project Structures \[Page 38\]](#)

## Maintaining Dates in Projects

Technical name: SAP\_PS\_DATES

### Tasks

You use the transactions for these roles to maintain dates in your project.

### Activities in the Project System

Transaction	Function
CJ2B	Project Planning Board: Change Project
CJ2C	Project Planning Board: Display Project
CJ21	Change Basic Dates
CJ22	Display Basic Dates
CJ25	Change WBS Dates
CJ26	Display WBS Dates
CJ23	Change Forecast Dates
CJ24	Display Forecast Dates
CN24	Overall Network Scheduling
CJ29	Project Scheduling

---

**Displaying Dates in Projects**

## Displaying Dates in Projects

Technical name: SAP\_PS\_DATES\_DISPLAY

### Tasks

You can use the transactions for this role to display all the dates in the work breakdown structure.

### Activities in the Project System

Transaction	Function
CJ26	Display WBS Dates
CJ22	Display Basic Dates
CJ24	Display Forecast Dates
CJ2C	Project Planning Board: Display Project



## Monitoring Dates for Materials

Technical name: SAP\_PS\_MONITOR\_MAT\_DATES

### Tasks

You can use the transaction for this role to monitor dates for materials.

### Activities in the Project System

Transaction	Function
NWTM	Monitoring Dates

---

**Actual Transfer Prices**

## Actual Transfer Prices

Technical name: SAP\_PS\_TRANSFER\_PRICE\_ACTUAL

### Tasks

You can use the transactions for this role to allocate a transfer price from a transfer price agreement, so that actual revenues are posted in the sender and actual costs in the receiver. You can also display the transfer price allocation and cancel it.

### Activities in the Project System

Transaction	Function
CJG4	Transfer Price Allocation: Enter Using List
CJG3	Transfer Price Allocation: Display
CJG5	Transfer Price Allocation: Cancel

### Integration

**See also:**

[Planned Transfer Prices \[Page 51\]](#)

## Planned Transfer Prices

Technical name: SAP\_PS\_TRANSFER\_PRICE\_PLAN

### Tasks

You can use the transactions for this role to agree a transfer price for the rendering of a particular service between two WBS elements, display, and change the agreement.

### Activities in the Project System

Transaction	Function
CJF1	Transfer Price Agreement: Create
CJF2	Transfer Price Agreement: Change
CJF3	Transfer Price Agreement: Display
CJF4	Transfer Price Agreement: Change Using List

### Integration

See also:

[Actual Transfer Prices \[Page 50\]](#)

## Summarized Cost Reports

## Summarized Cost Reports

[Einzelpostenberichte \[Page 15\]](#)

Technical name: SAP\_PS\_REP\_COST\_SUMMARIZ

### Tasks

You can use the transactions for this role to combine a number of projects with like characteristics, thereby effecting more efficient project control. This enables you to carry out analyses that allow for clearer costs at higher level, such as project manager level.

### Activities in the Project System

Transaction	Function
S_ALR_87013576	Summarization Overview: Project Hierarchies
S_ALR_87013577	Summarization: Costs/Revenues/Expenditures/Receipts
S_ALR_87013578	Plan/Actual/Variance
S_ALR_87013579	Plan/Actual/Commitment
S_ALR_87013580	Actual/Plan/Variance
S_ALR_87013581	Actual/Plan/Commitment
S_ALR_87013582	Current/Cumulative/Total
S_ALR_87013583	Budget/Actual/Variance
S_ALR_87013584	Budget/Actual/Commitment
S_ALR_87013585	Plan/Actual/Variance
S_ALR_87013587	Actual Contribution Margin
S_ALR_87013588	Order Result
S_ALR_87013589	Actual/Plan/Variance
S_ALR_87013590	Current/Cumulative/Total
S_ALR_87013591	Payment Summarization: Overview

### Integration

**See also:**

[Executing Controlling Reports \[Page 12\]](#)

[Line Item Reports \[Page 15\]](#)

[Cost Reports \[Page 25\]](#)

## Calculating the Sales Price

Technical name: SAP\_PS\_SALES\_PRICING

### Tasks

You can use the transaction in this role to calculate the sales price for a customer inquiry re a product or service, and save the result in a document. You can carry out as many sales pricings as you want, and compare them.

If required, you can also create a detailed quotation for a project-assigned customer inquiry, based on project planning in the SD application component. You can use a billing plan to record the sales price calculated as planned revenue in the project.

### Activities in the Project System

Transaction	Function
DP81	Sales Pricing

## Allocation Templates

## Allocation Templates

Technical name: SAP\_PS\_MODEL\_PROJ

### Tasks

You can use the transactions for this role to carry out [template \[Ext.\]](#)-allocation to allocate overhead costs. Costs are not simply allocated, but the quantities used by the relevant receiver object are determined. The costs are calculated by the valuing quantities at a rate.

### Activities in the Project System

Transaction	Function
S_ALR_87004530	Create Selection Variants for Collective Processing
S_ALR_87005496	Stipulate Reposting Cycles
S_ALR_87007996	Maintain Templates
OKG1	Stipulate Capitalization Percentage Rates
S_ALR_87005128	Copying Costs and Revenues: Create Plan Version
S_ALR_87004530	Allocation: Create Selection Variants for Collective Processing
S_ALR_87005459	Allocation: Define Percentage Overhead
S_ALR_87005456	Allocation: Define Quantity-Based Overhead
KKE1	Base Object Costing: Create
KKE2	Base Object Costing: Change
KKE3	Base Object Costing: Display

## Payment Reports

Technical name: SAP\_PS\_REP\_PAYMENTS

### Tasks

The system uses the transactions in this role to represent the value flow of project-related payment data in a single project, in partial projects, or across projects according to hierarchical points of view.

#### Activities in the Project System

Transaction	Function
S_ALR_87100191	Payments: Receipts/Expenditures for a Fiscal Year
KSB5	Document Display: Actual Costs/Revenues
CJ3B	Document Display: Budget
CJIG	Document Display: Payments
S_ALR_87013573	Payments: Receipts/Expenditures for all Projects
S_ALR_87013575	Payments: Receipts
S_ALR_87013574	Payments: Expenditures

---

**Payment Transfer for Project Period-End Closing**

## Payment Transfer for Project Period-End Closing

Technical name: SAP\_PS\_PEREND\_PROJ\_PAYMENT

### Tasks

The system uses the transaction for this role to record partial payments and payments that reference invoices in Project Cash Management. You use the payment transfer facility to display cleared invoices under the value type "Payment" in Project Cash Management and to record partial payments and remaining items that reference projects in Project Cash Management.

### Activities in the Project System

Transaction	Function
CJFN	Payment Transfer

### Integration

See also:

[Payment Reports \[Page 55\]](#)